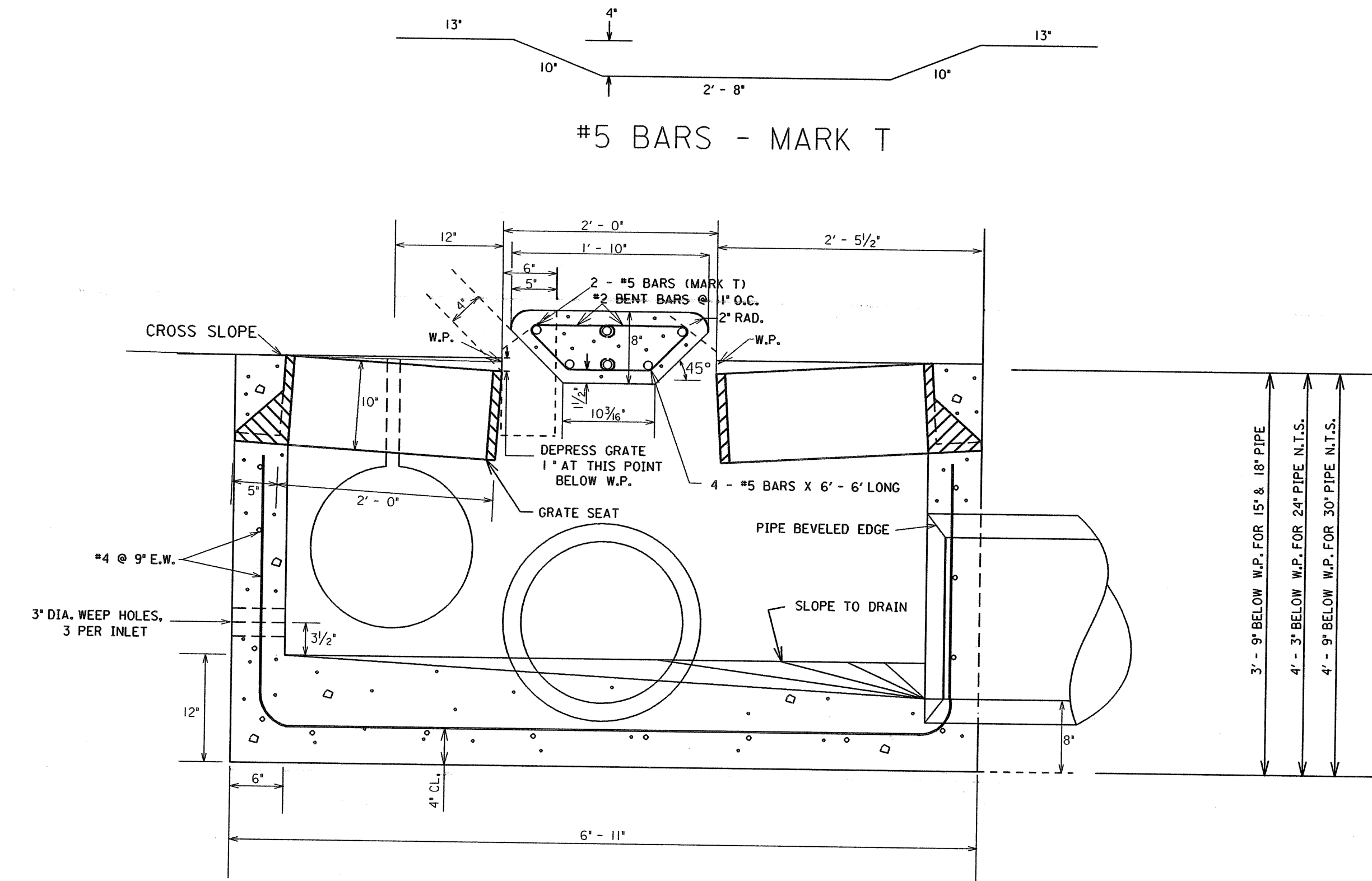
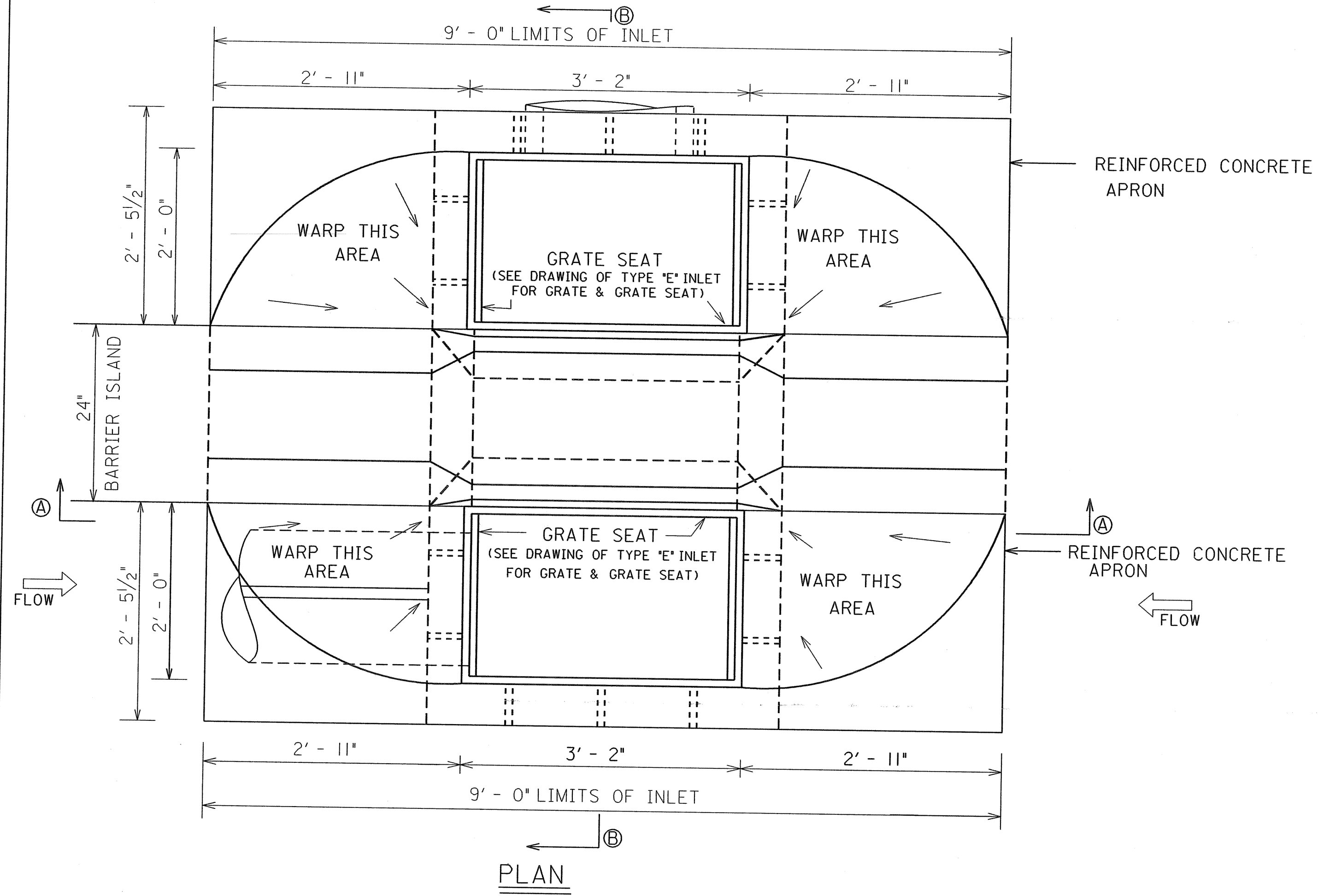


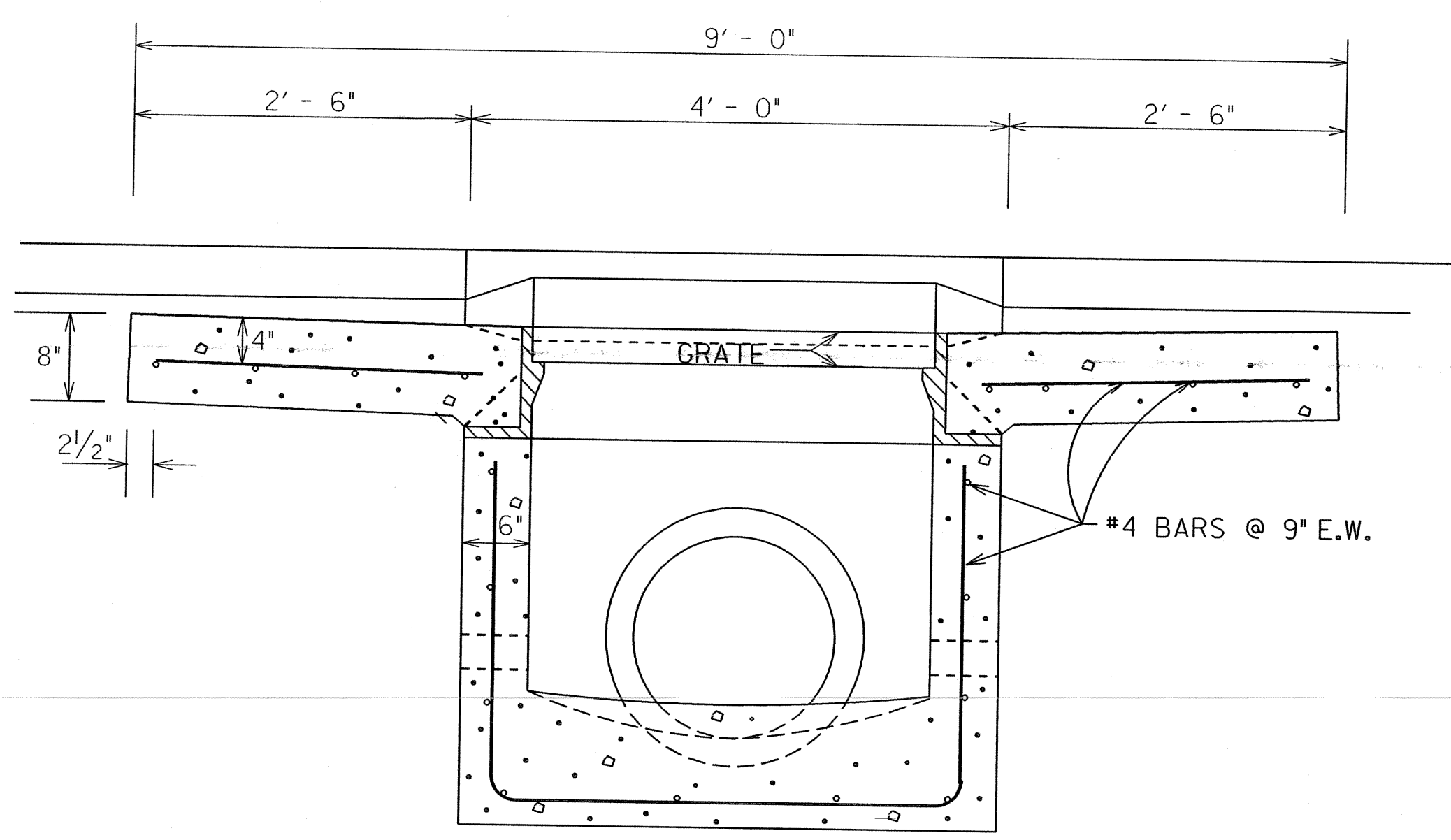
FHWA REG. NO.	STATE	PROJECT NO.	FISCAL YEAR	SHEET NO.	TOTAL SHEETS
4	AL	NH-7012(11)	1997		



SECTION B - B  
E-2 MODIFIED  
TO FIT 2' WIDE BARRIER ISLAND

GENERAL NOTES

- INLETS WILL BE PAID FOR PER EACH STANDARD INLET COMPLETE IN PLACE AS SHOWN ON DRAWING. A COMPLETE INLET SHALL BE CONSTRUCTED TO DEPTHS SHOWN FOR 15" - 30" PIPE. THE DEPTHS SHALL BE TAKEN FROM THE HIGHEST W.P. TO THE BOTTOM OF THE BOX. PAYMENT SHALL INCLUDE COST OF GRATE, SEAT, ANGLE AND PLATE ASSEMBLY. IF FOUND NECESSARY DURING CONSTRUCTION TO CARRY AN INLET TO A GREATER DEPTH THAN SHOWN, THE CONTRACTOR WILL BE PAID FOR THIS EXTRA DEPTH BY INLET UNITS, MEASURED IN INCREMENTS OF (2) FEET.
- MATERIAL ADJACENT TO INLET BOX AND BENEATH CONCRETE APRON SHALL BE COMPACTED TO REQUIRED DENSITY OF ADJOINING COMPACTED MATERIAL, PRIOR TO POURING CONCRETE APRON.
- SLOTTED DRAIN PIPE IS SHOWN TO SHOW CONNECTION DETAILS, AND IS TO BE PAID FOR SEPARATELY FROM THE INLET.



SECTION A - A

SHEET NO. OF REVISIONS		STATE OF ALABAMA HIGHWAY DEPARTMENT	
PROJECT DETAIL OF INLET TYPE E-2 MODIFIED TO FIT 2' WIDE BARRIER ISLAND			
APPROVED:	SCALE:	DESIGNED:	QUANTITIES
DESIGNER	1" = 1'	DRAWN: REGII	DATE
ENGINEER		TRACED: CHECKED: DR	FEB. 1997

C:\users\sdh\p\boxsh\c\p\21n\let.dgn rgray 14-APR-1998 09:59

C:\users\sdh\p\boxsh\c\p\21n\let.dgn rgray 14-APR-1998 09:59